



Sep 07, 2020

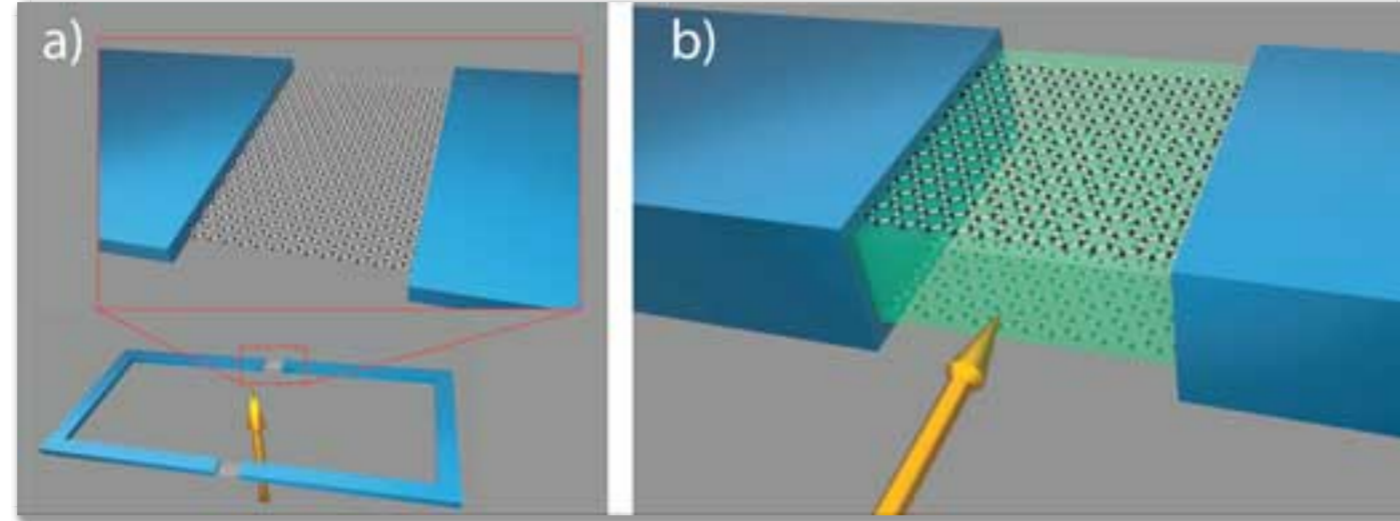
A tiny instrument to measure the faintest magnetic fields

(*Nanowerk News*) Physicists at the University of Basel have developed a minuscule instrument able to detect extremely faint magnetic fields. At the heart of the superconducting quantum interference device are two atomically thin layers of [graphene](#), which the researchers combined with boron nitride. Instruments like this one have applications in areas such as medicine, besides being used to research new materials.

To measure very small magnetic fields, researchers often use superconducting quantum interference devices, or SQUIDS. In medicine, their uses include monitoring brain or heart activity, for example, while in the earth sciences researchers use SQUIDS to characterize the composition of rocks or detect groundwater flows. The devices also have a broad range of uses in other applied fields and basic research.

The team led by Professor Christian Schönberger of the University of Basel's Department of Physics and the Swiss Nanoscience Institute has now succeeded in creating one of the smallest SQUIDS ever built.

The researchers described their achievement in the scientific journal *Nano Letters* ("**Compact SQUID realized in a double layer graphene heterostructure**").



a) A conventional superconducting quantum interference device (SQUID) consists of a superconducting ring interrupted at two points by weak links (in this case a graphene layer). b) The new SQUID is made up of a stack of two-dimensional materials, including two graphene layers separated by a thin film of boron nitride. (Image: University of Basel, Department of Physics)

A superconducting ring with weak links

A typical SQUID consists of a superconducting ring interrupted at two points by an extremely thin film with normal conducting or insulating properties. These points, known as weak links, must be so thin that the electron pairs responsible for superconductivity are able to tunnel through them. Researchers recently also began using nanomaterials such as nanotubes, nanowires or graphene to fashion the weak links connecting the two superconductors.

As a result of their configuration, SQUIDS have a critical current threshold above which the resistance-free superconductor becomes a conductor with ordinary resistance. This critical threshold is determined by the magnetic flux passing through the ring. By measuring this critical current precisely, the researchers can draw conclusions about the strength of the magnetic field.

SQUIDS with six layers

"Our novel SQUID consists of a complex, six-layer stack of individual two-dimensional materials," explains lead author David Indolese. Inside it are two graphene monolayers separated by a very thin layer of insulating boron nitride. "If two superconducting contacts are connected to this sandwich, it behaves like a SQUID - meaning it can be used to detect extremely weak magnetic fields."

In this setup, the graphene layers are the weak links, although in contrast to a regular SQUID they are not positioned next to each other, but one on top of the other, aligned horizontally. "As a result, our SQUID has a very small surface area, limited only by the constraints of nanofabrication technology," explains Dr. Paritosh Karnatak from Schönberger's team.

The tiny device for measuring magnetic fields is only around 10 nanometers high - roughly a thousandth of the thickness of a human hair. The instrument can trigger supercurrents that flow in minuscule spaces. Moreover, its sensitivity can be adjusted by changing the distance between the graphene layers. With the help of electrical fields, the researchers are also able to increase the signal strength, further enhancing the measurement accuracy.

Analyzing topological insulators

The Basel research team's primary goal in developing the novel SQUIDS was to analyze the edge currents of topological insulators. Topological insulators are currently a focus of countless research groups all over the world. On the inside, they behave like insulators, while on the outside - or along the edges - they conduct current almost losslessly, making them possible candidates for a broad range of applications in the field of electronics.

"With the new SQUID, we can determine whether these lossless supercurrents are due to a material's topological properties, and thereby tell them apart from non-topological materials. This is very important for the study of topological insulators," remarked Schönberger of the project. In future, SQUIDS could also be used as low-noise amplifiers for high-frequency electrical signals, or for instance to detect local brainwaves (magnetoencephalography), as their compact design means a large number of the devices can be connected in series.

The paper is the outcome of close collaboration among groups at the University of Basel, the University of Budapest and the National Institute for Material Science in Tsukuba (Japan).

Source: *University of Basel*



Subscribe to a free copy of one of our daily **Nanowerk Newsletter Email Digests** with a compilation of all of the day's news.

Precision Nanomaterials Printer



sonoplot

These articles might interest you as well:

<p>Nanofabrication Services - Custom Diffraction Gratings</p> <p>Ad izentis.com</p>	<p>Graphene and other 2D materials for advanced...</p> <p>nanowerk.com</p>	<p>bestmask.ch</p> <p>Textil-Gesichtsmasken</p> <p>Ad BestMask.ch</p>
<p>Good vibrations: Using piezoelectricity to ensure...</p> <p>nanowerk.com</p>	<p>Entdecke die Farben der Saison</p> <p>Ad On</p>	<p>World's smallest transistor switches current with a...</p> <p>nanowerk.com</p>
<p>What are quantum dots?</p> <p>nanowerk.com</p>	<p>The rise of white graphene</p> <p>nanowerk.com</p>	<p>Graphene appears to be the most effective material for...</p> <p>nanowerk.com</p>



Research News

(click here for Business News)

Soft durable skin sensors can take the strain
Sep 09, 2020

Scientists develop low-cost chip for detecting presence and quantity of COVID-19 antibodies
Sep 08, 2020

An environmentally friendly way to transform silicon into nanoparticles
Sep 08, 2020

Boundaries no barrier for thermoelectricity
Sep 08, 2020

Extracting order from a quantum measurement finally shown experimentally
Sep 08, 2020

Producing technicolor through brain-like electronic devices
Sep 08, 2020

Quantum light squeezes the noise out of microscopy signals
Sep 08, 2020

Physicists achieve tunable spin wave excitation
Sep 08, 2020

Coronavirus nanoscience: the tiny technologies tackling a global pandemic
Sep 08, 2020

Paving the way for tunable graphene plasmonic THz amplifiers
Sep 08, 2020

Meta-DNA structures transform the DNA nanotechnology world
Sep 07, 2020

New evidence that the quantum world is even stranger than we thought
Sep 07, 2020

A tiny instrument to measure the faintest magnetic fields
Sep 07, 2020

Photorealistic nanopainting with light
Sep 04, 2020

A nano-confinement strategy to form sub-nanometer reactors
Sep 04, 2020

Researchers synthesize silver sulfide/reduced graphene oxide composite catalysts
Sep 04, 2020

Squaring the circle - Breaking the symmetry of a sphere to control the polarization of light
Sep 04, 2020

Nanoearthquakes control spin centers in SiC at room temperature
Sep 04, 2020

Artificial intelligence system plays with individual molecules (w/video)
Sep 03, 2020

Nanoscale engines far colder than even deepest outer space
Sep 03, 2020

Hybrid nanomaterials hold promise for improved ceramic composites
Sep 03, 2020

Marrying DNA nanotechnology and bioelectronics to detect illnesses including coronavirus and cystic fibrosis
Sep 03, 2020

Lightning-fast atomic hand
Sep 02, 2020

Ambient light alters refraction in 2D material
Sep 02, 2020

A new way of modulating color emissions from transparent films
Sep 02, 2020

Researchers demonstrate spin-galvanic effect in graphene with topological topping
Sep 02, 2020

Giant leap for molecular measurements
Sep 02, 2020

New electronic skin can react to pain like human skin
Sep 02, 2020

Optical tweezers to trap molecules on the nanoscale
Sep 01, 2020

...MORE NANOTECHNOLOGY RESEARCH NEWS

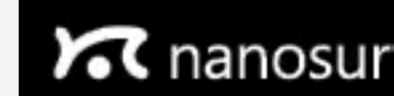


Alphacen 300

The tip-scanning AFM for heavy and large samples up to 300 mm



New stage
New controller
New possibilities



BALLUFF



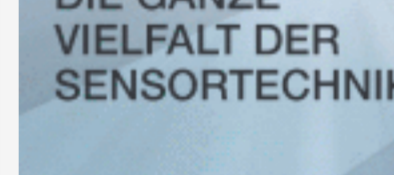
DIE GANZE VIELFALT DER SENSORTECHNIK



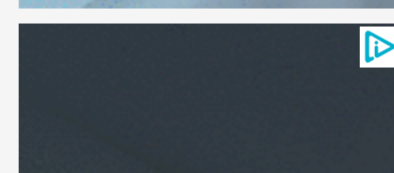
DIE GANZE VIELFALT DER SENSORTECHNIK



DIE GANZE VIELFALT DER SENSORTECHNIK



DIE GANZE VIELFALT DER SENSORTECHNIK



DIE GANZE VIELFALT DER SENSORTECHNIK



DIE GANZE VIELFALT DER SENSORTECHNIK



DIE GANZE VIELFALT DER SENSORTECHNIK



DIE GANZE VIELFALT DER SENSORTECHNIK



DIE GANZE VIELFALT DER SENSORTECHNIK



DIE GANZE VIELFALT DER SENSORTECHNIK



DIE GANZE VIELFALT DER SENSORTECHNIK




DIE GANZE VIELFALT DER SENSORTECHNIK



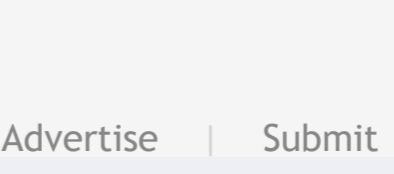
DIE GANZE VIELFALT DER SENSORTECHNIK



DIE GANZE VIELFALT DER SENSORTECHNIK



DIE GANZE VIELFALT DER SENSORTECHNIK



DIE GANZE VIELFALT DER SENSORTECHNIK